




SharePoint Online and Power BI Pro (1 Day)

Code SuperPower-202

About This Course

Be wowed by the art of the possible. In this 1 Day Power BI Training workshop, focusing solely on the Power BI cloud service and desktop components, we ensure that builder of Power BI reports and dashboards have the deep inside understand how best to derive value from a Power BI solution. Microsoft power BI training has many rich features which easily allows end-users, without requiring any prior data analysis training, to, within minutes, derive exception value from their data.

Technology: SharePoint and Power BI Pro
 Audience(s): End user
 Language: Speaker Thai / Presentation English & Thai
 Time: 9:00-12:00 -13:00-16:30
 Prerequisites: Microsoft 365 Account SharePoint Online and Power BI Pro

Module		
Session 1: 9.00 – 12:00 (Include 15 Mins Break)		
 <p>Overview of Power BI</p> <ul style="list-style-type: none"> The value offering Licensing and Pricing Market Positioning 	 <p>Power BI Cloud Service</p> <ul style="list-style-type: none"> Overview of the Cloud Service Role and Functionality for Consumers Dashboard Flow and Navigation Power BI for Mobile How to use Q&A (Natural Language Queries) Obtaining Value from Quick Insights Connecting to Services (Content Packs) Using the Demo Samples Publish to web (Embedded View) Exporting to PowerPoint 	 <p>Power BI Desktop</p> <ul style="list-style-type: none"> Overview of Power BI Desktop Similarities to Excel Power Pivot Technical Options & Settings Introduction to Facts & Dimensions Data Modelling 101 Building a Robust Star Schema

Session 2: 13.00 – 16:30 (Include 15 Mins Break and 90-minute workshop)



Importing Data

- Importing Data from various sources
- Query Editor Overview
- Understanding Query Design & the ETL Process
- Query Building Best Practice
- Understanding Applied Steps
- Data Transformations
 - Cleaning data (covers many different methods)
 - Merging Datasets
 - Unpivoting Data
 - Combining Files from a Folder
 - Appending Datasets
 - Creating Columns from Examples
- Creating & Using Parameters



Data Modelling

- Creating Relationships Between Tables
- Handling Multiple Relationships with the Fact Table
- Default Summarization of Fields
- Custom Sorting of Columns
- Data Types & Formatting



Report Building

- Build an Example Time Intelligence Report
- Introduction to DAX
- Understanding DAX Syntax
- Implicit Vs Explicit Measures
- Creating Calculated Measures & Calculated Columns
- Understanding Base Measures & Metrics